

Scaled data based on original data using  
LM-79-08 Approved Method: Electrical and Photometric Measurements of Solid-  
State Lighting Products

Test Report Prepared for  
Cooper Lighting Solutions  
(formerly Eaton)

Brand: STREETWORKS

Report Number: P190934

Luminaire Tested: **GAN-AF-06-LED-U-AFL-HSS**

Issue Date: 3/3/2020

**Test Information**

Test Method: LM-79-08  
Report Number: P190934  
TEST IS SCALED FROM IESNA LM-79-08 TEST DATA (P24297)  
Test Lab: INNOVATION CENTER P2  
Issue Date: 3/3/2020  
Manufacturer: COOPER LIGHTING SOLUTIONS (FORMERLY EATON)  
Product Line: STREETWORKS  
Catalog Number: GAN-AF-06-LED-U-AFL-HSS  
Description: GALLEON AREA AND ROADWAY LUMINAIRE  
(6) 70 CRI, 4000K, 1050mA LIGHTSQUARES WITH 16 LEDS EACH AND AUTOMOTIVE FRONTLINE OPTICS WITH HOUSE SIDE SHIELD  
Light Source: -  
Ballast/Driver: ELECTRONIC DRIVER

**Summary**

Lumens per Lamp: N/A  
Luminaire Lumens: 29812.9 lumens  
Efficiency: N/A  
Efficacy: 89.5 lumens/watt  
Luminous Opening: Rectangular (W 1.5' x L: 1' x H: 0')  
IES Classification: Type II - Short - Full Cutoff  
BUG Rating: B2 - U0 - G2

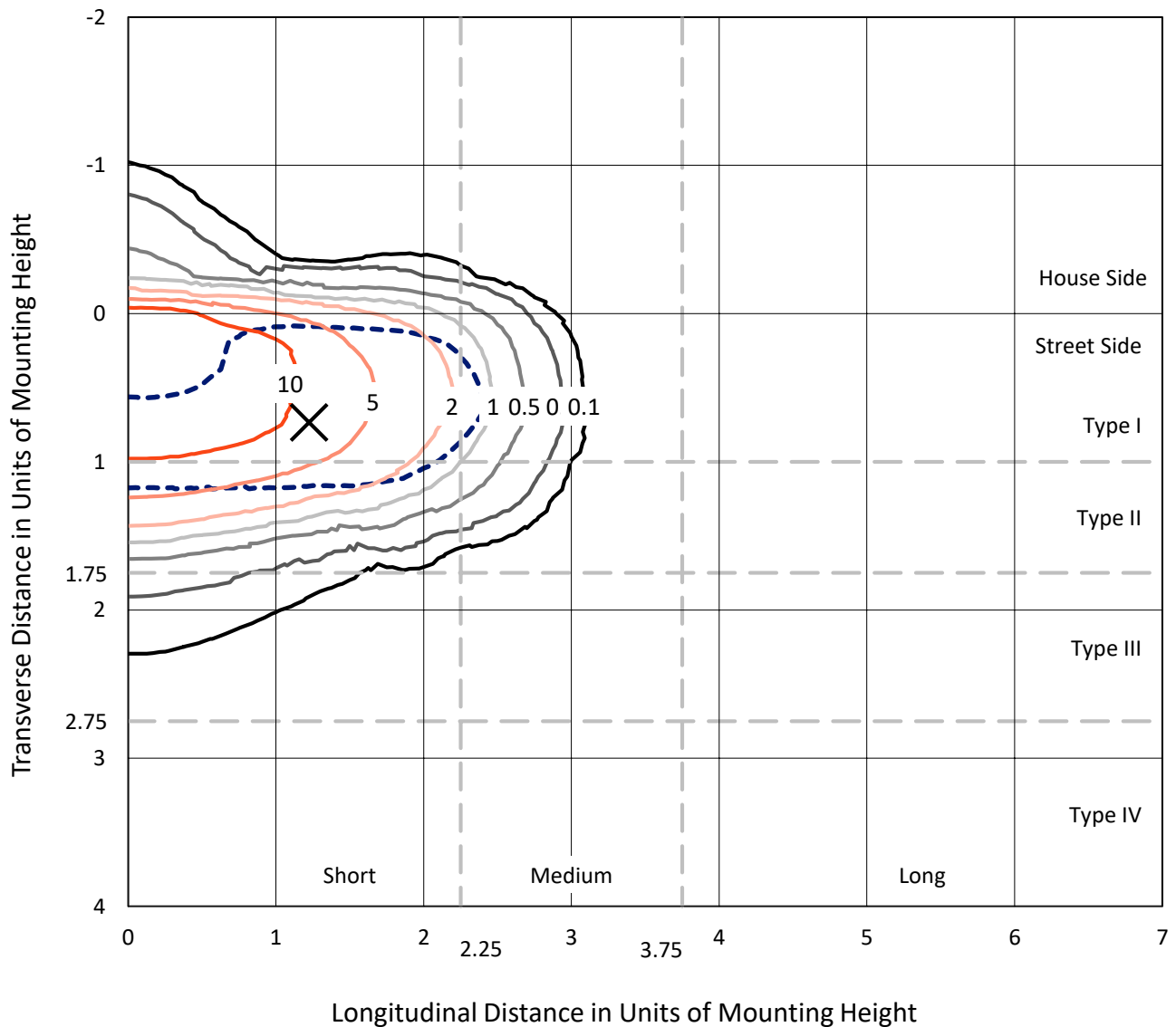
Input Watts (W): 333  
Input Voltage (V): NR  
Input Current (Ain): NR  
Voltage Rise (V): NR  
Power Factor: NR  
Total Harmonic Distortion (THDi): NR  
Frequency (hertz): 60  
Stabilization Time: NR  
Operation Time: NR  
Ambient Temperature (°C): NR  
Test Distance: 28.75 FT



REPORT NUMBER: P190934  
 CATALOG NUMBER: GAN-AF-06-LED-U-AFL-HSS

### Iso-Footcandle Lines of Horizontal Illumination

✕ Max cd  
 - - - 1/2 Max cd

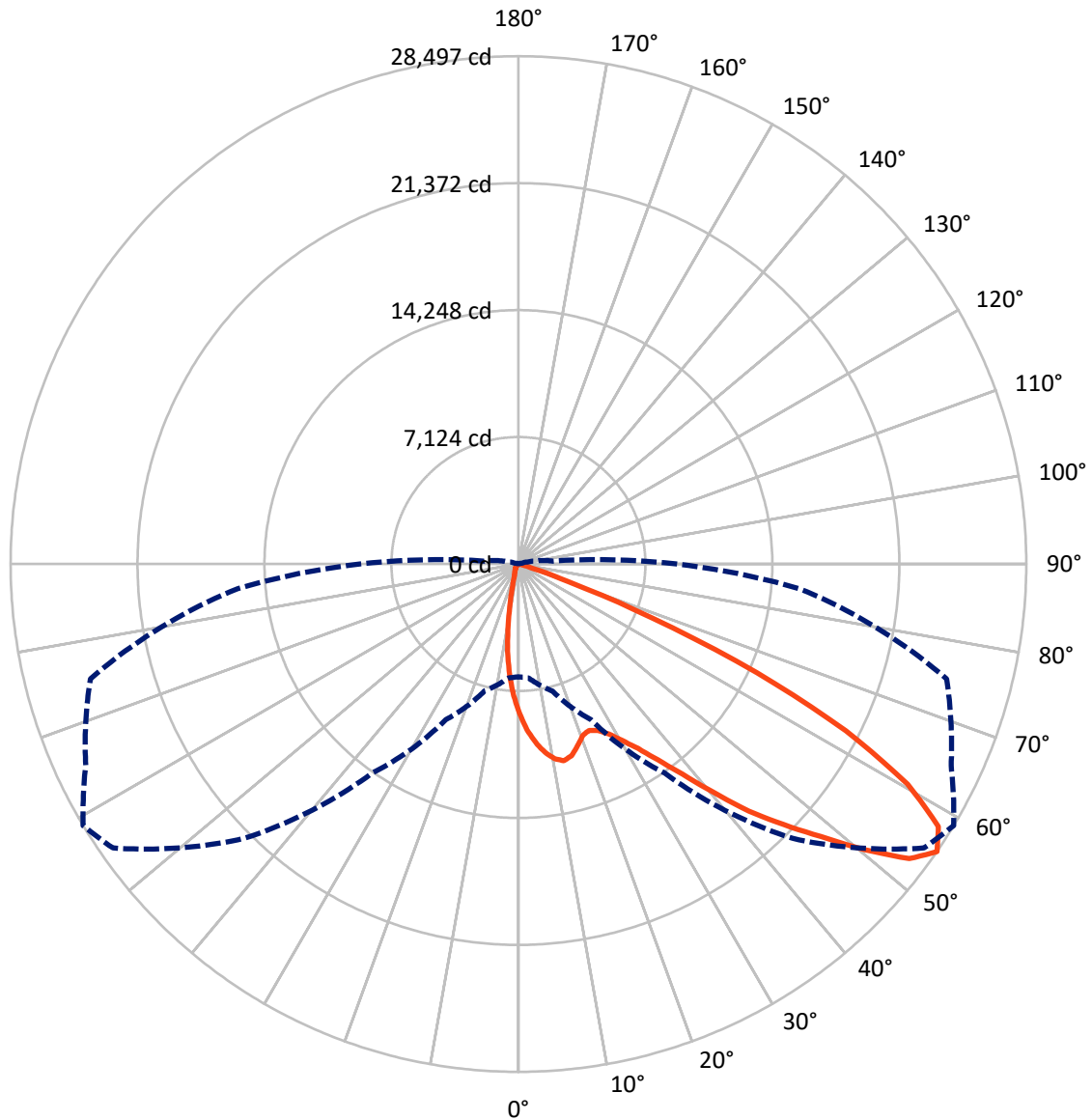


Based on 25 foot mounting height. Maximum calculated value = 16.7 fc  
 Type II - Short - Full Cutoff

REPORT NUMBER: P190934

CATALOG NUMBER: GAN-AF-06-LED-U-AFL-HSS

### Luminous Intensity Polar Plot



— Vertical Plane Through 59-Deg Lateral      - - - Horizontal Cone Through 55-Deg Vertical

REPORT NUMBER: P190934

CATALOG NUMBER: GAN-AF-06-LED-U-AFL-HSS

**FLUX DISTRIBUTION:**

		Downward	Upward	Total
<b>House Side</b>	Lumens	1665.2	0.0	1665.2
	% Fixture	5.6	0.0	5.6
<b>Street Side</b>	Lumens	28147.7	0.0	28147.7
	% Fixture	94.4	0.0	94.4
<b>Total</b>	Lumens	29812.9	0.0	29812.9
	% Fixture	100.0	0.0	100.0

**Coefficient of Utilization**

**ZONAL LUMENS:**

Zone	Lumens	% Fixture
0°-10°	702.9	2.4
10°-20°	1683.0	5.6
20°-30°	2863.9	9.6
30°-40°	4925.2	16.5
40°-50°	7604.0	25.5
50°-60°	7644.5	25.6
60°-70°	3920.1	13.1
70°-80°	424.8	1.4
80°-90°	44.4	0.1
90°-100°	0.0	0.0
100°-110°	0.0	0.0
110°-120°	0.0	0.0
120°-130°	0.0	0.0
130°-140°	0.0	0.0
140°-150°	0.0	0.0
150°-160°	0.0	0.0
160°-170°	0.0	0.0
170°-180°	0.0	0.0
0°-90°	29812.9	100.0
0°-180°	29812.9	100.0



REPORT NUMBER: P190934

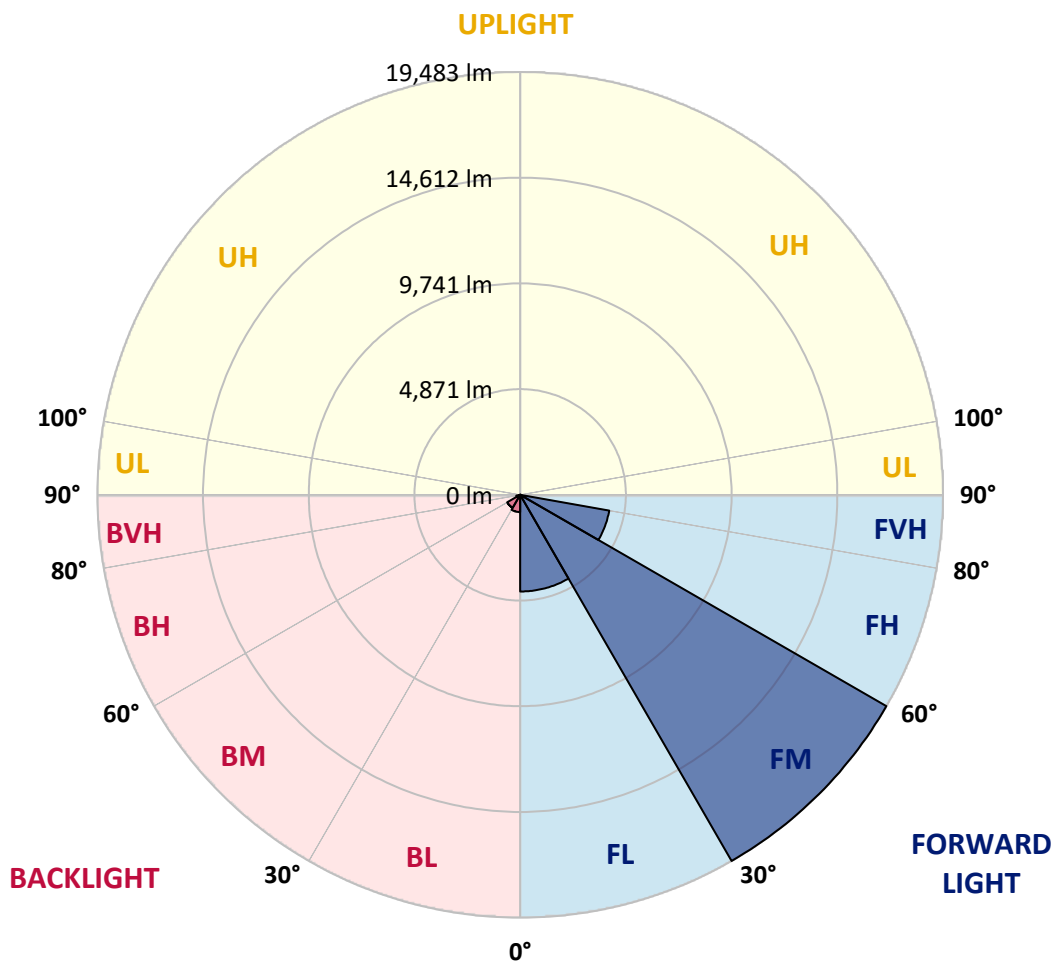
CATALOG NUMBER: GAN-AF-06-LED-U-AFL-HSS

**LUMINAIRE CLASSIFICATION SYSTEM LUMEN TABLE AND BUG RATING:**

Zone		Lumens	% Fixture	Zone Rating/Lumen Limit		
				B	U	G
FL	(0°-30°)	4455.0	14.9			
FM	(30°-60°)	19482.6	65.3			
FH	(60°-80°)	4166.6	14.0			G2/5000
FVH	(80°-90°)	43.5	0.1			G1/100
BL	(0°-30°)	794.8	2.7	B2/1000		
BM	(30°-60°)	691.1	2.3	B1/1000		
BH	(60°-80°)	178.4	0.6	B1/500		G1/500
BVH	(80°-90°)	0.9	0.0			G0/10
UL	(90°-100°)	0.0	0.0		U0/0	
UH	(100°-180°)	0.0	0.0		U0/0	

**BUG Rating: B2-U0-G2**

Type II Short





REPORT NUMBER: P190934

CATALOG NUMBER: GAN-AF-06-LED-U-AFL-HSS

**CANDELA DISTRIBUTION (FULL):**

	0°	5°	15°	25°	35°	45°	55°	59°	65°	75°	85°
0°	8392.2	8392.2	8392.2	8392.2	8392.2	8392.2	8392.2	8392.2	8392.2	8392.2	8392.2
2.5°	9929.9	9824.3	9792.7	9771.5	9674.8	9553.4	9388.0	9310.6	9152.2	8897.1	8584.0
5°	10839.5	10820.2	10749.8	10711.1	10607.3	10434.8	10171.0	10044.3	9792.7	9363.4	8802.2
7.5°	10441.9	10563.3	10660.1	10821.9	11026.0	11018.9	10797.2	10665.3	10383.9	9817.4	9044.9
10°	8905.9	9004.5	9162.8	9530.5	10280.0	10941.6	11201.9	11106.9	10881.7	10234.3	9279.0
12.5°	8605.1	8594.5	8622.7	8730.1	9122.4	10065.4	11133.3	11325.1	11279.4	10616.1	9500.7
15°	8765.2	8752.9	8749.4	8786.3	8881.4	9279.0	10617.8	11168.5	11522.1	10969.7	9688.9
17.5°	9213.8	9161.0	9132.9	9103.0	9074.9	9173.4	9998.5	10730.4	11559.1	11279.4	9845.5
20°	9982.7	9894.7	9791.0	9622.0	9463.7	9414.4	9738.2	10280.0	11427.2	11515.2	9947.5
22.5°	10948.5	10836.0	10656.5	10348.7	10026.7	9840.2	9866.6	10137.5	11230.1	11772.0	9995.0
25°	12034.1	11889.9	11650.6	11223.1	10749.8	10419.1	10246.6	10341.6	11140.3	12072.9	10049.6
27.5°	13197.1	13037.0	12723.8	12141.4	11604.9	11157.9	10806.0	10793.8	11293.4	12466.9	10137.5
30°	14349.4	14324.8	13916.6	13300.9	12590.1	12046.5	11539.7	11474.6	11721.0	13012.3	10311.7
32.5°	15887.1	15702.4	15202.8	14569.4	13749.5	13096.7	12496.9	12345.5	12377.2	13647.5	10580.9
35°	17825.9	17623.7	16919.9	16045.5	15128.8	14358.2	13695.0	13489.1	13411.7	14687.2	11034.8
37.5°	19078.6	19075.2	18633.6	17743.3	16759.8	15910.1	15188.7	14947.7	14791.1	15943.4	11738.6
40°	19112.1	19194.8	19252.9	19244.1	18543.8	17760.9	17120.5	16823.1	16459.0	17621.9	12648.2
42.5°	18086.4	18299.3	18811.2	19680.3	20095.6	19784.2	19244.1	18952.0	18410.1	19418.3	13756.5
45°	16700.0	16847.8	17743.3	19344.3	20936.5	21789.9	21378.1	20855.6	20141.3	21291.9	14750.6
47.5°	16078.9	16105.3	16684.1	18441.8	20999.9	23433.1	23682.9	22833.2	21714.2	22801.5	15528.3
50°	14222.8	14270.3	15069.1	16877.7	20257.4	24208.9	25998.3	25192.5	23429.6	23964.5	15811.5
52.5°	10719.9	10786.7	11800.1	14307.2	18216.6	23878.2	27655.6	27460.3	25308.6	24532.7	15827.3
55°	6324.9	6412.9	7380.6	9630.8	14328.4	21774.0	27778.7	28496.5	26791.8	24868.8	15802.7
57.5°	2954.0	3015.6	3569.8	4961.4	8911.2	17208.5	25924.4	27785.8	27609.9	25046.4	15976.9
60°	1569.4	1587.0	1720.7	2148.2	4027.3	10911.6	22305.3	25090.4	26863.9	25292.8	16189.7
62.5°	1199.9	1205.1	1198.2	1249.1	1692.5	4843.6	16860.1	20626.9	23860.6	25108.0	15954.0
65°	1039.8	1048.6	999.3	987.0	1085.6	1727.7	10016.1	14703.1	18749.7	22615.0	14347.7
67.5°	932.4	936.0	876.2	825.1	842.7	934.3	3951.6	8049.1	12410.6	16576.8	10399.6
70°	858.6	855.1	789.9	709.0	686.2	638.6	1256.2	2950.5	5930.9	8406.3	4836.5
72.5°	760.1	761.8	730.2	624.6	570.0	446.9	582.4	860.3	1769.9	2290.7	1133.0
75°	673.8	665.0	626.4	559.5	469.7	293.8	288.6	383.5	545.4	541.9	244.6
77.5°	487.3	478.5	490.9	459.2	360.7	190.0	144.2	184.7	221.7	214.6	68.6
80°	357.1	351.9	316.7	381.8	318.4	130.2	89.7	98.5	114.4	96.8	21.1
82.5°	244.6	242.7	223.4	211.1	181.2	79.2	56.3	61.6	73.9	54.5	10.5
85°	38.7	44.0	161.8	128.5	107.3	35.2	38.7	42.2	49.3	29.9	3.5
87.5°	0.0	0.0	75.7	66.9	21.1	14.1	22.9	24.7	24.7	15.9	0.0
90°	0.0	0.0	0.0	0.0	0.0	0.0	0.0	0.0	0.0	0.0	0.0



REPORT NUMBER: P190934

CATALOG NUMBER: GAN-AF-06-LED-U-AFL-HSS

**CANDELA DISTRIBUTION (continued):**

	90°	95°	105°	115°	125°	135°	145°	155°	165°	175°	180°
0°	8392.2	8392.2	8392.2	8392.2	8392.2	8392.2	8392.2	8392.2	8392.2	8392.2	8392.2
2.5°	8423.9	8248.0	7922.4	7586.4	7275.0	6903.8	6648.7	6456.9	6235.2	6175.5	6305.6
5°	8481.9	8149.4	7449.2	6687.3	5971.3	5177.9	4570.9	4090.6	3656.0	3508.2	3641.9
7.5°	8573.5	8079.1	6937.2	5682.8	4437.2	3198.6	2350.5	1792.8	1437.5	1331.9	1388.1
10°	8664.9	7977.0	6344.3	4493.4	2790.4	1557.0	1013.4	809.4	733.7	717.8	726.6
12.5°	8740.6	7839.8	5621.2	3195.0	1492.0	833.9	663.3	629.8	619.3	619.3	622.8
15°	8786.3	7632.1	4764.4	2032.1	858.6	629.8	578.8	568.2	568.2	570.0	573.6
17.5°	8781.0	7368.2	3826.7	1229.8	642.2	557.7	527.8	519.0	517.3	520.8	522.5
20°	8716.0	7023.4	2885.3	811.1	559.5	508.5	478.5	462.7	460.9	464.5	468.0
22.5°	8592.8	6597.6	2063.7	624.6	504.9	460.9	424.0	409.9	409.9	413.5	417.0
25°	8443.2	6076.8	1411.1	529.6	455.7	409.9	374.7	362.4	365.9	374.7	376.5
27.5°	8256.7	5491.0	958.8	453.9	395.9	359.0	332.6	323.8	332.6	344.8	348.3
30°	8096.7	4880.5	684.4	392.3	336.0	309.6	293.8	293.8	306.2	329.0	334.3
32.5°	7973.5	4289.3	527.8	346.6	292.1	269.1	260.3	269.1	288.6	311.4	316.7
35°	7957.6	3802.0	446.9	309.6	260.3	237.5	233.9	249.8	269.1	286.7	290.3
37.5°	8079.1	3351.6	402.9	279.8	232.2	211.1	207.6	227.0	246.3	267.4	272.7
40°	8309.5	2998.0	371.2	251.5	209.4	186.5	179.4	193.5	219.9	248.1	255.1
42.5°	8608.6	2705.9	336.0	223.4	186.5	154.9	146.1	161.8	190.0	219.9	228.7
45°	8893.6	2454.4	297.4	191.8	156.6	119.7	116.1	137.3	151.3	181.2	188.2
47.5°	9050.3	2232.7	263.9	156.6	121.4	96.8	96.8	102.1	116.1	151.3	158.4
50°	8997.5	2054.9	228.7	116.1	84.5	73.9	73.9	72.1	93.3	121.4	126.6
52.5°	8891.9	1952.9	197.0	89.7	58.1	52.8	47.5	52.8	65.1	77.4	79.2
55°	8876.0	1935.3	165.4	72.1	40.5	35.2	26.4	26.4	26.4	24.7	21.1
57.5°	8999.2	1963.5	139.0	58.1	29.9	22.9	14.1	0.0	0.0	0.0	0.0
60°	9125.8	1993.3	119.7	40.5	21.1	12.3	1.7	0.0	0.0	0.0	0.0
62.5°	8914.7	1926.5	100.2	24.7	15.9	5.3	0.0	0.0	0.0	0.0	0.0
65°	7831.0	1639.7	79.2	17.6	10.5	0.0	0.0	0.0	0.0	0.0	0.0
67.5°	5570.2	1097.8	52.8	10.5	1.7	0.0	0.0	0.0	0.0	0.0	0.0
70°	2542.3	459.2	33.5	3.5	0.0	0.0	0.0	0.0	0.0	0.0	0.0
72.5°	543.6	142.5	22.9	0.0	0.0	0.0	0.0	0.0	0.0	0.0	0.0
75°	110.9	103.8	8.8	0.0	0.0	0.0	0.0	0.0	0.0	0.0	0.0
77.5°	35.2	163.7	0.0	0.0	0.0	0.0	0.0	0.0	0.0	0.0	0.0
80°	21.1	117.8	0.0	0.0	0.0	0.0	0.0	0.0	0.0	0.0	0.0
82.5°	3.5	17.6	0.0	0.0	0.0	0.0	0.0	0.0	0.0	0.0	0.0
85°	0.0	0.0	0.0	0.0	0.0	0.0	0.0	0.0	0.0	0.0	0.0
87.5°	0.0	0.0	0.0	0.0	0.0	0.0	0.0	0.0	0.0	0.0	0.0
90°	0.0	0.0	0.0	0.0	0.0	0.0	0.0	0.0	0.0	0.0	0.0

(END OF REPORT)